



District Report Card: 2017


State: Kerala	District: Malappuram
Class: 5	Subject: Language
Schools: 61	Students: 1511


Participation/Coverage


Students

GENDER 	Boys		Girls	
	Number	%	Number	%
	768	50.83	743	49.17

AREA 	Rural		Urban	
	Number	%	Number	%
	1337	88.48	174	11.52

CATEGORY 	SC		ST		OBC		GEN	
	Number	%	Number	%	Number	%	Number	%
	105	6.95	7	0.46	1347	89.15	52	3.44

CWSN 	LD	VI	HI	S&LD	ID	Oth
	1	4	0	3	7	2

Management 	Government		Government-aided	
	Number	%	Number	%
	637	42.16	874	57.84

Average Performance of Students in Language (%)

Overall	Gender		Area		Management		Social Group			
	Male	Female	Rural	Urban	Govt.	Aided	SC	ST	OBC	GEN
78.95	77.94	80.00	79.45	75.17	79.80	78.34	75.87	55.24	79.19	82.31

Performance on Learning Outcomes (LOs)

Learning Outcomes	Description	Average Performance(%)
L504	Reads and comprehends independently storybooks, news items/ headlines, advertisements etc.	80.26
L508	Reads text with comprehension, locates details and sequence of events	78.30

Range of Performance of Students who Answered Correctly							
Below 30%		30% - 50%		50% - 75%		Above 75%	
Number	%	Number	%	Number	%	Number	%
95	6.29	188	12.44	297	19.66	931	61.61

Lowest Performing Learning Outcomes (LOs)

- 1 - Reads text with comprehension, locates details and sequence of events (78.30)
- 2 - Reads and comprehends independently storybooks, news items/ headlines, advertisements etc. (80.26)